

**HAFELE**

Maximising  
the value of space.  
Together.

PREMIUM APPLIANCES

# Maximising the value of space. Together.

Hafele's history is a story of consistent movement from furniture to the door into the room. Our path has led from functionality to atmosphere and connectivity and on to a sustainable view of the customer process – from product development to after sales support. In addition to our dynamic entrepreneurial spirit, this passion for meeting customer needs has been an essential part of our DNA since the foundation of the company by Adolf Hafele. And that is what we want to continue to strengthen in the future.

Hafele's brand purpose, 'Maximising the value of space. Together,' serves as a guiding compass, leading us in crafting holistic and sustainable environments for our customers where they can enjoy the multiplied benefits of their living and working spaces.

Our purpose has 4 dimensions – **Functional, Intelligent, Atmospheric and Organised.**

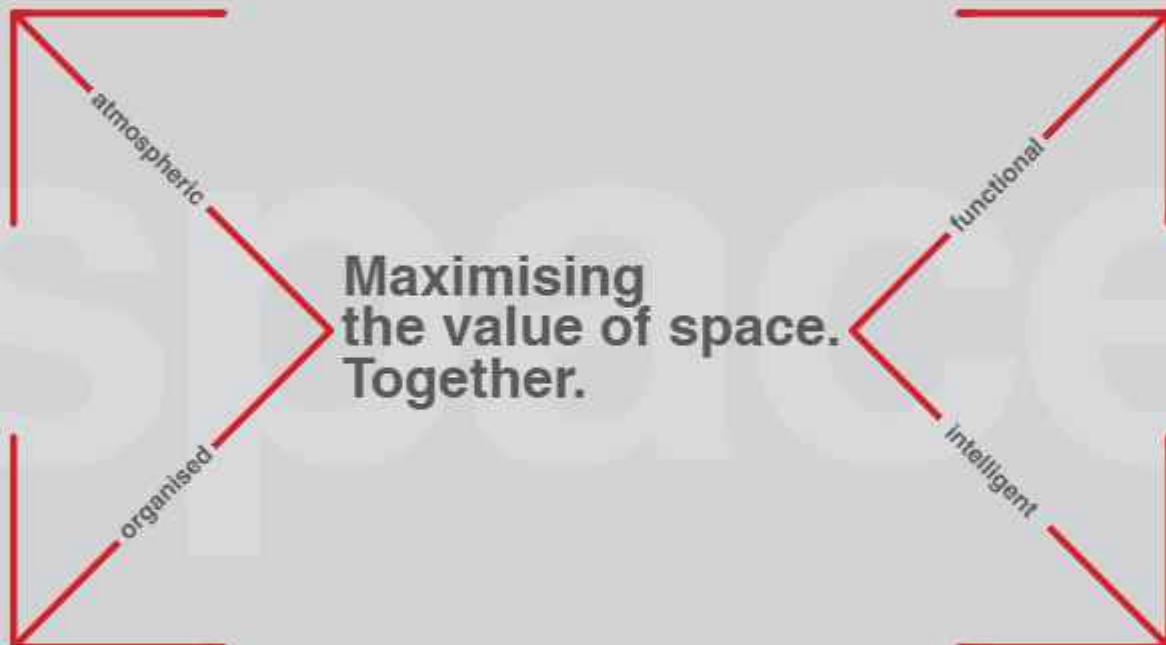
# HÄFELE

### **Atmospheric:**

When we move around in rooms, we experience the functions and the technology, and emotions are invoked as well. These have to do with well-being and orientation, qualities that we often perceive on an unconscious level. That's why we have been working with the topic of light to create a unique selling point in the market with the systematic combination of furniture and room lighting – which also improves the quality of the atmosphere in the room, no matter whether the space is designed for living or working.

### **Functional:**

This has been the core of our business for a hundred years now. But it's about more than just opening or closing furniture. It's about more convenience for the user, it's about flexibility and multi-functionality, it's about reliability, quality and longevity, it's about making ideas possible and it's about inspiration for our customers.



### **Organised:**

We not only take care of products and solutions, but also our customers' processes. No matter whether they have to do with the manufacture of furniture or with the development for project business. We want to provide our customers with tangible added value by helping them achieve goals easier, faster, safer, and more efficiently. For instance, we can do this with customised planning services or specialized installation services for our customers.

### **Intelligent:**

Homes are becoming intelligent and so are our range of products and services. Thanks to our smart appliances and digital security solutions, the components in the room can be controlled easily and conveniently and can also be connected with other smart systems as needed. We strive to be an innovative player in the digital world of today and tomorrow.



We asked ourselves two questions.

**WHO** are we? And **WHY** are we the way we are?

And we found **ONE ANSWER!**

**We are attentive & determined!**

Attentive to the needs of our customers and...

Determined to constantly better things that matter to them.

**Innovative. Intuitive. Intelligent.**

We listen to the smallest needs our customers may have and challenge ourselves to fulfil them.

**Form. Function. Focus.**

We are wired to think practically, design aesthetically, perform efficiently and pay attention to details.

**Curious. Creative. Conscious.**

We are a 100-year-old organization, driven by a young mindset and out-of-the-box ideas. We respect our environment, our people, our stakeholders and above all our customers; and so, we believe in a single charter - make it better.

**Simple. Smart. Solution.**

We are the friend that cares about the things that matter to our customers – big or small.

We are the catalyst that transforms their spaces into functional, organised, atmospheric and intelligent homes.

We are the partner that brings it all together!

We are Häfele!

# HÄFELE

—  
**Maximising  
the value of space.  
Together.**

# Hafele Worldwide



With its origin in 1923 in a small town named 'Nagold' from the Swabian region of Germany that nurses a passion for hardware technology, it is no surprise that Hafele has lived up to its roots through a successful presence in the architectural and furniture hardware industry for over 10 decades now. Today, Hafele's worldwide penetration includes 38 subsidiaries across Europe, America, Asia, Australia and New Zealand. With these subsidiaries and numerous other sales organisations, Hafele operates in over 150 countries. The Hafele headquarters, 4 manufacturing units and 10 sales offices are located within Germany; while 1 manufacturing unit is located at Budapest, Hungary. The company also owns one of the largest and most sophisticated warehouses in its home country. The Hafele worldwide workforce is empowered by a base of over 8100 employees.

The group services over 150,000 customers across the globe through its extensive range of hardware products and a comprehensive logistics system. In addition to this, Hafele also provides consultative services to its customers, educating and advising them about buying the correct hardware as per their requirements. With this level of market penetration and ability to handle worldwide demand, it comes as no surprise that the company is an authority in the segment of home interior solutions; what is pleasantly surprising, though, is that in spite of its size, Hafele still remains a family owned and run business with a unique, friendly and value-centric work culture which is strongly followed among all its subsidiaries.

# Hafele India



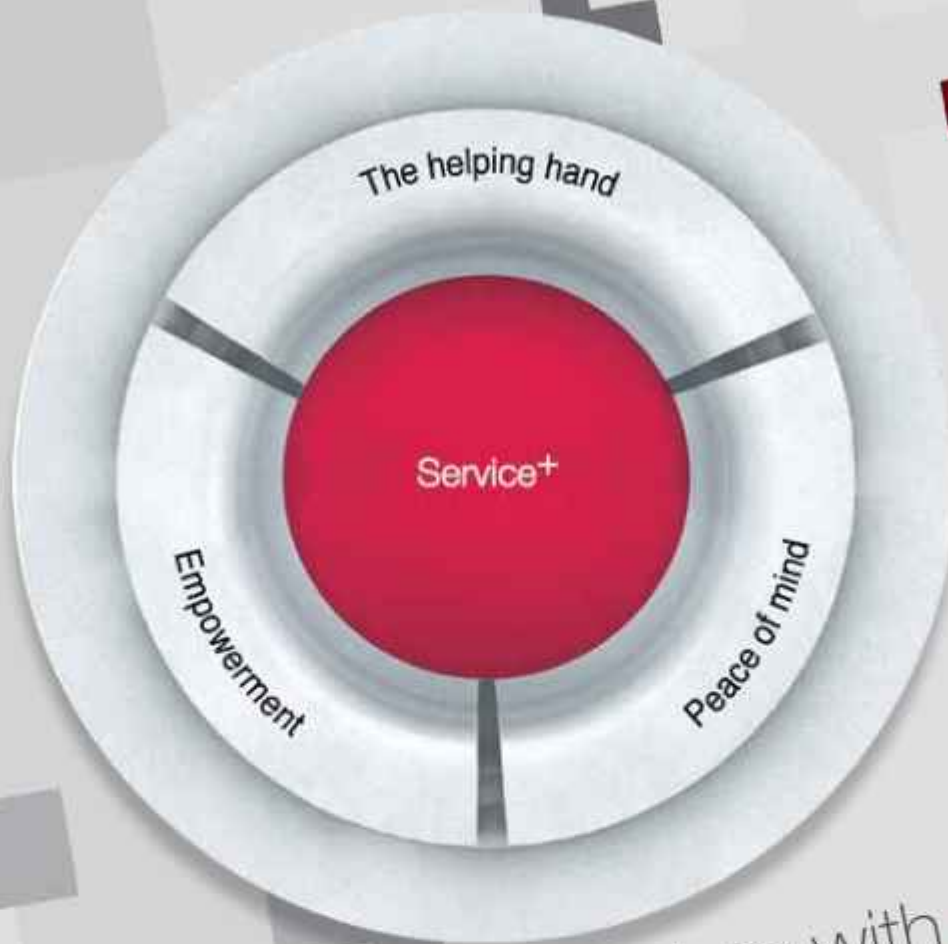
Hafele India is a wholly-owned subsidiary of the Hafele Global network and has been operating in India since 2003. The ability of the company to understand the diverse Indian market has made it an authority in the field of architectural hardware, furniture and kitchen fittings and accessories. The company also has a strong presence in synergized product categories namely Home Appliances, Interior Lighting, Water Solutions and Surfaces catering to the focused demand from these industries.

The subsidiary has a strong nation-wide presence with offices in Mumbai, Pune, Ahmedabad, Bangalore, Chennai, Hyderabad, Cochin, Delhi and Kolkata. It has full-scale operations in Sri Lanka and Bangladesh with Regional offices and Design Showrooms in both the countries; and has also spread its operations to other regions of South Asia including Nepal, Bhutan and Maldives.

Hafele's design showrooms are hubs of international home interior trends and cutting-edge designs presented in a world-class environment, where customers can see home solutions in their inherent applications. These showrooms function as a one-stop-shop for all home interior and improvement needs - from providing in-depth technical advice to kitchen and wardrobe designing services through a team of experts stationed at the showroom.

Hafele India services its customers with a base of 1500 employees, a well-networked Franchise base of over 180 Partners along with over 500+ direct dealers and 90+ distributors who in turn cater to over 12000+ sub dealers. The subsidiary has a sophisticated Logistics centre in Mumbai along with distribution centres in Delhi, Bangalore, Kolkata and Colombo respectively.





## Experience More with **Service+**

Our customers' working environment is becoming increasingly complex and their market is becoming ever more demanding. This drives our motivation to do everything in our power to help our customers be successful. And to demonstrate that Hafele is the right partner in these challenging times, we want to accompany our customers throughout their entire business process and give them added strength in every phase of their business. We don't just want to sell our products, we also want to provide the highest level of service.

We have now divided our services into two categories: **Standard Services** which we provide to our customers as a matter of course when they choose our products. For example, a high availability of our goods and punctual delivery. And then there is **Service+** which constitutes of services that give our customers considerable added value in terms of building expertise, increasing productivity or providing individual customised solutions. These services require a considerable amount of time and effort to develop and implement and are designed to enable our customers to regard them as worthwhile investments.

The aim is to create solid long-term foundations for our comprehensive service promise and to make Hafele an indispensable partner for our customers. The focus here lies not so much on us and on what we do – but rather, on the benefits derived by our customers. We want to **empower** them with opportunities to develop and expand their skills – both as masters of their trade and as entrepreneurs. We want to support them in the planning and realisation of their projects and relieve them of as much work as possible, thereby providing them with a **helping hand** to use their most valuable resource – time – as efficiently as possible. And we aim to give our customers **peace of mind** and the assurance that even after the end of a successful project completion, we will continue to be there for them as a reliable partner, shouldering responsibility.



# The Pillars of **Service+**

In order to support you as comprehensively as possible, we have assigned the Plus Services to individual stages of your work process in a total of four themed pillars. We start with the transfer of knowledge and accompany you via planning and production to installation and maintenance.



### Empowering customers with **Service+ Knowledge**

Includes service offerings that provide inspiration and expertise to our customers about the Häfele product range. Through these, we enable our customers to use Häfele products profitably and at the same time remain at the cutting edge of technological development. One example of this is the Häfele Academy, which imparts knowledge about complex products and new technologies to our customers via seminars and trainings.

### Providing a helping hand to customers with **Service+ Planning & Customised**

Includes service offerings like space, design planning and customisations that make life easier for our customers and support their design vision. An example of this is Häfele's Lighting Design Service which helps our customers curate a lighting plan, following a customised approach, that enhances and brings out the true functionality of the interior space as per requirement.



### Lending a "Peace-of-mind" experience through **Service+ Assist**

Includes service offerings that provide support and assistance to our customers, whether digitally or on site. An example of this is the complete assembly and installation service for more complex and maintenance-intensive products done by our Meister certified and trained technicians.



# Service Partner Network

From the very start Hafele has kept a strong focus on strengthening our overall service offering for the Appliances business. Over the years, we have appointed Service Franchisees across the country, in addition to our trained and certified team of in-house service engineers. Today, our service network includes a certified team of in-house engineers along with over **126 service partners** across the country housing **370+ service technicians** who work tirelessly to meet every service request. Under the Service+ Assist initiative, this team takes care of all post-purchase service requests from installation of appliances to conducting demonstrations as well as resolving complaints, if any. In addition to this, our Hafele Care App makes life easy for customers who can book services, raise inquiries or even get product information on the go.

As we continue to strengthen our service network to ensure easy and quick access to our different services, our on-going focus also remains to provide skilled and top of the line service to all customers through robust training of all our service franchisee engineers. A step was taken in this direction by deploying training centres across the country for a nation-wide penetration. The Appliances Training Centres provide state of the art technical trainings to all service franchisee personnel associated with Hafele, thereby strengthening our core objective under Service+ Knowledge of empowering our service network. Equipped with all types of Products to encourage practical training sessions, these centres will focus on enhancing the knowledge of service engineers through a realistic and tangible experience.





## HAFELE APPLIANCES - THE BRAND

Hafele presents to you its new generation of international home appliances under the Hafele Appliances series. With this brand, we present to you the trademarked 'Hafele' excellence in quality and functionality.

'Hafele Appliances' is the first of its kind built-in home appliances brand that is remarkably International by design and functionality, yet distinctively Asian by features and functions which specifically cater to the unique requirements of this region. This makes way for a value proposition that has never before been experienced in the built-in appliances segment of South Asia.

Through the Hafele Appliances series, we provide you with every possible convenience that makes your time spent in the kitchen truly worthwhile. You can now meet your daily cooking needs with a level of smarter efficiency through our exclusive range of Built-in-Hobs; and to extend your culinary skills to experimental baking, grilling or barbecuing, we present you with our range of Built-in Microwave and Electric Ovens, Deep Fryers and Barbecues. Your cooking experience is further enhanced with our range of silent Cooker Hoods that work effectively to expell the smoke and cooking residues. Get 100% hygeinic wash with the Hafele Appliances Dishwashers that remove rigid masala stains from your cooking vessels at the touch of a button! Elevating your everyday laundry experience to extra-ordinary heights are the Hafele Appliances Laundry Machines that ensure your clothes receive the utmost care and attention with every wash.

So experience the true joys of convenience and functionality through this holistic range of Hafele Appliances that will make your day-to-day household chores less overwhelming and more enjoyable!

# BAKING APPLIANCES

BUILT-IN OVENS AND MICROWAVES



**BUILT-IN OVENS**

NEW



<b>MIDORA 81L</b>	
<b>60 cm Built-In Oven with Steam Plus</b>	
Capacity	81 L
Energy efficient class	A+ (EU)
Ultra Cool Door	Triple Glass Insulation High Temperature
Enamel	Resistant Enameling LED Touch Control, Triple Glazed Glass
Features	Door, Steam Cleaning, 5 Shelf Position, 2 LED Lights, 1,2 l. Water Tank
Cooking Modes	9 Cooking Functions with Additional Steam Cooking Options, Conventional, Convection, Double Grill + Fan, Conventional + Fan, Radiant Heat, Bottom Heat, Dough Proving, Drying function, ECO Full steam cooking,
Cooking Assistance	Dough Proving, Eco Mode
Accessories	Deep Enamel Bake tray - 1, Combination Grid - 1, Food Probe - 1
Product Dimensions: (W X H X D) mm	595 X 596 X 546 mm
Warranty	2 years on product
<b>Article No</b>	<b>538.61.631</b>



<b>IRIS 70</b>	
<b>60 cm Built-In TFT Multi-function Oven</b>	
Capacity	70 L
Energy Efficient Class	A
Ultra Cool Door	Triple Glass Insulation
Enamel	High Temperature Resistant Enameling High Resolution TFT Display, One-Touch Selection, 5 Molded Flexible Shelves, Inner Cavity Light, Flat Extractable Internal Door, Full Glass Exterior,
Features	Aqua Clean Cavity 8 Manual Modes, +50 Auto Modes, Convection, Stereo Barbecue, Enhanced Baking, Classic Bake, Rotisserie Barbecue, Traditional Bake, Radiant Grill, Convection Grill Default Temperature,
Cooking Modes	Adjustable Temperature up to 250°C, 3 Level Grill Variation Shallow Baking Tray - 1, Deep Baking Tray - 1, Food Probe Unit - 1, Grill Grate - 1
Cooking Assistance	
Accessories	
Product Dimensions (W X H X D) mm	595 X 595 X 568 mm
Warranty	2 years on product
<b>Article No</b>	<b>539.00.051</b>



<b>DIAMOND ORB 77L BIO</b>	
<b>60 cm Built-In Oven</b>	
Capacity	72 L
Energy Efficient Class	A
Ultra Cool Door	Triple Glass Insulation
Enamel	High Temperature Resistant Enameling 2 Knob Screen+ Touch Control, One-Touch Selection, 5 Molded Flexible Shelves, Dual Inner Cavity Light, Flat Extractable Internal Glass, Full Glass Exterior, Aqua Clean Cavity, Child Lock, Forced Cooling System, Safety Switch Off
Features	10 Cooking Modes, Convection Bake, Traditional Bake, Classic Bake, Eco Grill, Double Grill, Grill with 3D Convection, Convection Heating, Defrosting, Eco Convection Mode Default Temperature, Adjustable Temperature up to 250°C, Food Probe, 3 Level Grill Variation, Fast Preheating, Telescopic Shelf Supports
Cooking Modes	Deep baking tray - 1, Food Probe - 1, Grill Grate - 1
Cooking Assistance	
Accessories	
Product Dimensions (W X H X D) mm	595 X 595 X 568 mm
Warranty	2 years on product
<b>Article No</b>	<b>538.61.471</b>



<b>DIAMOND 77 CST</b>	
<b>60 cm Built-In Steam Oven</b>	
Capacity	72 L
Energy Efficient Class	A
Function	Built-In Combi Steam Oven
Inner Cavity	Ceramic Cavity Auto Cook Menus, Combi-Steam Function, Sleek LED Touch Control Panel, Dough Proving, Eco Mode, Steam Cleaning Function, Child Lock, Auto Descaling Function
Features	Lamp, Radiant Heat, Double Grill + Fan, Convection + Fan, Pizza, Fast Preheating, Eco Mode, Convection, Double Grill, Bottom Heat / Bake, Convection, Defrost, Dough Proving, Aided Steam Function Shallow Enamel Baking Tray - 1, Deep, Enamel Baking Tray - 1, Food Probe Unit - 1, Combination Grill Grate - 1
Cooking Modes	
Accessories	
Product Dimensions (W X H X D) mm	595 X 565 X 595 mm
Warranty	2 years on product
<b>Article No</b>	<b>538.61.461</b>



**DIAMOND 77 BIO**  
60 cm Built-In Oven

Capacity	77 L
Energy Efficient Class	A
Ultra Cool Door	Quadruple Glass Insulation
Enamel	High Temperature Resistant Enameling
Features	8 Segment LED Display, One Touch Selection, 5 Molded Flexible Shelves, Dual Inner Cavity Light, Flat Extractable Internal Glass, Full Glass Exterior, Aqua Clean Cavity
Cooking Modes	10 Cooking Modes, Convection Bake, Traditional Bake, Classic Bake, Eco Grill, Double Grill, Grill with 3D Convection, Convection Heating, Defrosting, Yogurt Program, Eco Convection Mode
Cooking Assistance	Default Temperature, Adjustable Temperature up to 250°C, Food Probe, 3 Level Grill Variation
Accessories	Shallow Baking Tray - 1, Deep Baking Tray - 1, Grill Grate - 1, Food Probe - 1
Product Dimensions (W X H X D) mm	595 X 595 X 568 mm
Warranty	2 years on product
<b>Article No</b>	<b>538.01.421</b>



**J70 BIO PLUS**  
60 cm Built-In Multi-function Oven

Capacity	70 L
Energy Efficient Class	A
Ultra Cool Door	Triple Glass Insulation
Enamel	High Temperature Resistant Enameling
Features	LED Display, One-Touch Selection, 5 Molded Flexible Shelves, Inner Cavity Light, Flat Extractable Internal Glass, Full Glass Exterior With Dual Tone, Aqua Clean Cavity
Cooking Modes	10 Cooking Modes, Convection Bake, Traditional Bake, Roasting, Radiant Grill (with Rotisserie), Double Grill (with Rotisserie), Grill with Convection (with Rotisserie), Convection Heating, Defrosting, Radiant Grill, Double Grill
Cooking Assistance	Default Temperature, Adjustable Temperature up to 250°C, Food Probe, 3 Level Grill Variation
Accessories	Shallow Baking Tray - 1, Deep Baking Tray - 1, Food Probe Unit - 1, Grill Grate - 1
Product Dimensions (W X H X D) mm	595 X 595 X 568 mm
Warranty	2 years on product
<b>Article No</b>	<b>538.01.321</b>



**CELIA 70**  
60 cm Built-In Oven

Capacity	70 L
Energy Efficient Class	A
Ultra Cool Door	Triple Glass Insulation
Enamel	High Temperature Resistant Enameling
Features	Electronic Display, Touch and Dial Selection, Fully Extendable Telescopic Shelves, Inner Cavity Light, Flat Extractable Internal Door, Full Glass Exterior Panels, Rotisserie, Food Probe Function, Aqua Clean Cavity
Cooking Modes	10 Cooking Modes, Convection Bake, Traditional Bake, Roasting, Double Grill (with Rotisserie), Grill with Convection (with Rotisserie), Convection Heating, Defrosting, Radiant Grill, Double Grill, Double Grill with Fan, Lamp
Cooking Assistance	Default Temperature, Adjustable Temperature up to 250°C, Food Probe, 3 Level Grill Variation
Accessories	Shallow Baking Tray - 1, Deep Baking Tray - 1, Grill Grate - 1, Rotisserie - 1, Food Probe - 1
Product Dimensions (W X H X D) mm	595 X 595 X 575 mm
Warranty	2 years on product
<b>Article No</b>	<b>538.01.311</b>



**RIBB 70**  
60 cm Built-In Oven

Capacity	70 L
Energy Efficient Class	A
Ultra Cool Door	Triple Glass Insulation
Enamel	High Temperature Resistant Enameling
Features	Electronic Display with 2 Jog Dials, Jog Dial Selection, Fully Extendable Telescopic Shelves, Inner Cavity Light, Flat Extractable Inner Glass, Anti Finger-Print Exterior Panels, Aqua Clean Cavity
Cooking Modes	10 Cooking Modes, Convection Bake, Traditional Bake, Roasting, Radiant Grill (with Rotisserie), Double Grill (with Rotisserie), Grill with Convection (with Rotisserie), Convection Heating, Defrosting, Radiant Grill, Double Grill, Double Grill with Fan, Lamp
Cooking Assistance	Default Temperature, Adjustable Temperature up to 250°C, Food Probe, 3 Level Grill Variation
Accessories	Shallow Baking Tray - 1, Grill Grate - 1, Food Probe - 1
Product Dimensions (W X H X D) mm	595 X 595 X 568 mm
Warranty	2 years on product
<b>Article No</b>	<b>538.01.361</b>

**BUILT-IN COMBI MICROWAVE OVENS**



<b>DIAMOND 77 MWO</b> 60 cm Built-In Combi Microwave Oven	
Capacity	77 L
Energy Efficient Class	A
Function	Combi Microwave with Grill and Convection
Inner Cavity	Stainless Steel
Features	White Display, Slider Touch Control, Flat Bed Cavity, Dual Inner Cavity Light, Flat Internal Door, Full Glass Exterior, Aqua Clean Cavity, Drop Down Door
Cooking Modes	4 Combination Modes with Microwave, Traditional Bake, Convection Bake, Convection, Classic Bake, 3D Hot Air, Eco Grill, Double Grill, Convection Grill, Yogurt / Dough Proving, Defrost, Hafele Flavours Menu
Technical Details	Max Power Output (Microwave) - 800W, Max Power Input (Grill) - 2100W, Max Power Input (Convection) - 2000W
Accessories	Grill Rack - 1
Product Dimensions (W X H X D) mm	595 X 595 X 568 mm
Warranty	2 years on product
<b>Article No</b>	<b>538.01.411</b>



<b>DIAMOND 50 MWO</b> 45 cm Built-In Combi Microwave Oven	
Capacity	50 L
Energy Efficient Class	A
Function	Combi Microwave with Grill and Convection
Inner Cavity	Stainless Steel
Features	White Display, Slider Touch Control, Flat Bed Cavity, Dual Inner Cavity Light, Flat Internal Door, Full Glass Exterior, Aqua Clean Cavity, Drop Down Door
Cooking Modes	4 Combination Modes with Microwave, Traditional Bake, Convection Bake, Convection, Classic Bake, 3D Hot Air, Eco Grill, Double Grill, Convection Grill, Defrost, Hafele Flavours Menu
Technical Details	Max Power Output (Microwave) 900W, Max Power Input (Grill) - 2200W, Max Power Input (Convection) - 1700W
Accessories	Grill Rack - 1
Product Dimensions (W X H X D) mm	594 X 454.5 X 550 mm
Warranty	2 years on product
<b>Article No</b>	<b>538.01.431</b>

**BUILT-IN MICROWAVES**



<b>IRIS 28</b> 46 cm Microwave Oven with Grill and Convection	
Capacity	28 L
Energy Efficient Class	A
Function	Microwave with Grill & Convection
Inner Cavity	Stainless Steel
Features	Iris Control Slider, One Touch Selection, Inner Cavity Light, Flat Bed Cavity, TFT Display, Adaptive Touch Control, Full Black Glass Exterior, Black Aluminium Handle
Cooking Modes	2 Combination Modes with Microwave, Defrost (by Weight / by Time), Reheat, 3D Convection Cooking, Inverter Microwave, Grill Mode, Convection Mode (with Preheating), Convection Microwave Combi, Grill Combi with Microwave, 9 Auto Cook Menu Options
Technical Details	Max Power Output (Microwave) - 1000W, Max Power Input (Grill) - 1050W, Max Power Input (Convection) - 2200W
Accessories	Bake Tray-1, Grill Rack - 1
Product Dimensions (W X H X D) mm	595 X 460 X 450 mm
Warranty	2 years on product
<b>Article No</b>	<b>539.30.170</b>



<b>DIAMOND 34 MWO</b> 38 cm Built-In Combi Microwave Oven	
Capacity	34 L
Energy Efficient Class	A
Function	Microwave with Grill & Convection
Inner Cavity	Stainless Steel
Features	Electronic LED Display, Slider Touch Control, Drop Down Door, Inner Cavity Light, Turntable with Glass Plate, Full Glass Exterior, Aqua Clean Cavity
Cooking Modes	Microwave Mode, Defrost (by Weight / by Time), Convection Mode, Grill Mode, Combination Mode, 10 Primary Quick Cooking Menu Options, 5 Microwave Power Levels
Technical Details	Max Power Output (Microwave) - 900W, Max Power Input (Grill) - 1100W, Max Power Input (Convection) - 2300W
Accessories	Turntable - 1, Grill Rack - 1
Product Dimensions (W X H X D) mm	595 X 388 X 467.5 mm
Warranty	2 years on product
<b>Article No</b>	<b>538.01.279</b>

**BUILT-IN MICROWAVES**



<b>J34MCST</b>	
<b>45 cm Built-In Combi Microwave Steam Oven with Convection and Grill</b>	
Capacity	34 L
Energy Efficient Class	A
Function	Steam Combi Microwave
Inner Cavity	Stainless Steel
Features	LED Display, Full Touch Control, Flat Bed Cavity, Inner Cavity Light, Flat Internal Door, Touch Open 1.2 L Water Tank, Aqua Clean Cavity, Drop Down Door
Cooking Modes	6 Combination Modes with Microwave, Microwave, Grill, Convection, Convection Grill Combi, Grill Microwave Combi, Convection Microwave Combi, Convection Grill Microwave, 5 Microwave Power Levels, Auto Cook Menu, Defrost, Steam Convection Combi, Full Steam, Steam Microwave Combi
Technical Details	Max Power Output (Microwave) - 900W, Max Power Input (Grill) - 1200W, Max Power Input (Convection) - 1750W, Max Steam Power - 1500W
Accessories	Grill Rack - 1
Product Dimensions (W X H X D) mm	594 X 454.5 X 550 mm
Warranty	2 years on product
<b>Article No</b>	<b>538.01251</b>



<b>J34MWO PLUS</b>	
<b>39 cm Microwave Oven with Convection and Grill</b>	
Capacity	34 L
Energy Efficient Class	A
Function	Microwave with Grill & Convection
Inner Cavity	Stainless Steel
Features	J Series Smart Display, One Touch Selection, Turntable Ø 314mm, Inner Cavity Light, Touch Open Door, Full Glass Exterior, Aqua Clean Cavity
Cooking Modes	4 Combination Modes with Microwave, Defrost (by Weight / by Time), Convection Mode, Convection Mode (with Preheating, Multi-Stage Cooking, Quick Cook, Grill Combi with Convection, 10 Auto Cook Menu Options, 5 Microwave Power Levels
Technical Details	Max Power Output (Microwave) - 1000W, Max Power Input (Grill) - 1100W, Max Power Input (Convection) - 1250W
Accessories	Turntable - 1, Grill rack - 1
Product Dimensions (W X H X D) mm	595 X 388 X 467.5 mm
Warranty	2 years on product
<b>Article No</b>	<b>538.31380</b>

NEW



<b>ENZO 28L</b>	
<b>39 cm Built-In Microwave with Grill</b>	
Capacity	28 L
Energy Efficient Class	A
Function	Touch Control Microwave with Grill
Inner Cavity	Stainless Steel
Features	Touch Control, LED Display, White Display Colour, LED White Interior Light, Black Matte Door Panel
Cooking Modes	21 Auto Cook Menus, Defrost (by time/ by weight), Quick Start, Overheat Protection, Grill combi with Microwave
Technical Details	Max Power Output (Microwave)- 900W, Max Power Input (Grill)- 1100W
Accessories	Turntable - 1, Grill rack - 1
Product Dimensions (W X H X D) mm	594 X 382 X 369.2 mm
Warranty	2 years on product
<b>Article No</b>	<b>538.31590</b>



<b>MARIA 28</b>	
<b>38 cm Built-In Microwave Oven with Grill</b>	
Capacity	28 L
Energy Efficient Class	A
Function	Microwave with Grill
Inner Cavity	High-Quality Enamel
Features	Electronic LED Display, Electronic Button Selection, 5 Molded Flexible Shelves, Inner Cavity Light, Flat Internal Door, Full Glass Exterior, Aqua Clean Cavity
Cooking Modes	2 Combination Modes with Microwave, Defrost (by Weight / by Time), Quick Cook, Grill Combi with Microwave, 8 Auto Cook Menu Options, 5 Microwave Power Levels
Technical Details	Max Power Output (Microwave) - 900W, Max Power Input (Grill) - 1000W
Accessories	Turntable - 1, Grill Rack - 1
Product Dimensions: (W X H X D) mm	595 X 388 X 467.5 mm
Warranty	2 years on product
<b>Article No</b>	<b>538.31360</b>

**BUILT-IN MICROWAVES**



<b>AIDA 28</b>	
<b>39 cm Built-In Microwave with Grill</b>	
Capacity	28 L
Energy Efficient Class	A
Function	Microwave with Grill
Inner Cavity	High Quality Stainless Steel
Features	Electronic LED Display, Jog Dial Selection, Inner Cavity Light, Flat Internal Door, Anti Finger-Print Exterior Panels, Aqua Clean Cavity
Cooking Modes	2 Combination Modes with Microwave, Defrost (by Weight / by Time), Quick Cook, Grill Combi with Microwave, 8 Auto Cook Menu, 5 Microwave Power Levels
Technical Details	Max Power Output (Microwave) - 900W, Max Power Input (Grill) - 1000W
Accessories	Turntable - 1, Grill Rack - 1
Product Dimensions (W X H X D) mm	595 X 394 X 390 mm
Warranty	2 years on product
<b>Article No</b>	<b>538.31.390</b>

**BUILT-IN WARMING DRAWER**



<b>OLIVIA - G</b>	
<b>15 cm Warming Drawer</b>	
Finish	Glass
Operation	Touch
Special Program	Cup, Plates, Food Warming
Power	810W
Indicator	LED
Capacity	25 kgs
Cooking Temperature Range	40° C - 80° C
Product Dimensions (W X H X D) mm	595 X 141 X 541 mm
Warranty	2 years on product
<b>Article No.</b>	<b>538.51.830</b>

# COOKING APPLIANCES



**CRONUS DIGI-STEP HOB RANGE**

**NEW**

**CRONUS 590**

90 cm, Built-in Gas Hob with Timer

Finish	8mm Tempered Glass
Design	5 Burners
Safety	Flame Failure Safety Device
Ignition	Instant Electric Auto (Pulse) Ignition
Pan Support	Cast Iron
Knobs	Metal Alloy
Burner Material	Full Brass
Power Supply	230V AC, 50Hz
Triple Ring Burner	1 X 5.0kW
Mini Triple Ring Burner	1 x 2.5kW
Dual Ring Burner	3 X 1.8kW
Product Dimensions: (W X D X H) mm	900 x 520 x 150 mm
Cut-out Dimension: (W X D ) mm	800 x 475 mm, 4R-20
Warranty	2 years on product, 5 years on Burner and Glass
Article No.	534.01.767

**NEW**

**CRONUS 480**

80 cm, Built-in Gas Hob with Timer

Finish	8mm Tempered Glass
Design	4 Burners
Safety	Flame Failure Safety Device
Ignition	Instant Electric Auto (Pulse) Ignition
Pan Support	Cast Iron
Knobs	Metal Alloy
Burner Material	Full Brass
Power Supply	230V AC, 50Hz
Triple Ring Burner	1 X 5.0kW
Mini Triple Ring Burner	1 x 2.5kW
Dual Ring Burner	2 X 1.8kW
Product Dimensions: (W X D X H) mm	800 x 520 x 150 mm
Cut-out Dimension: (W X D ) mm	685 x 475 mm, 4R-20
Warranty	2 years on product, 5 years on Burner and Glass
Article No.	534.01.768

**NEW**

**CRONUS 378**

78 cm, Built-in Gas Hob with Timer

Finish	8mm Tempered Glass
Design	3 Burners
Safety	Flame Failure Safety Device
Ignition	Instant Electric Auto (Pulse) Ignition
Pan Support	Cast Iron
Knobs	Metal Alloy
Burner Material	Full Brass
Power Supply	230V AC, 50Hz
Triple Ring Burner	1 X 5.0kW
Mini Triple Ring Burner	1 x 2.5kW
Dual Ring Burner	1 X 1.8kW
Product Dimensions: (W X D X H) mm	780 x 460 x 150 mm
Cut-out Dimension: (W X D ) mm	700 x 400 mm, 4R-20
Warranty	2 years on product, 5 years on Burner and Glass
Article No.	534.01.766



NEW



### ALTIUS PLUS 000

100 cm, Built-in Fully Sealed Gas Hob

Finish	8mm Tempered Glass
Design	4 Burners
Safety	Flame Failure Safety Device
Ignition	Instant Auto (Pulse) Ignition (Battery powered)
Pan Support	Cast Iron
Knobs	Metal Alloy
Burner Material	Full Brass Burners
Burner Design	Direct Flame
Power Supply	Battery 1.5V (DC)
Triple Ring Burner	1 X 4.0kW
Mini Triple Ring Burner	1 x 2.8kW
Dual Ring Burner	2 X 1.7kW
Product Dimensions: (W X D X H) mm	1000 X 380 X 135 mm
Cut-out Dimension: (W X D) mm	865 X 325 mm
Warranty	2 years on product, 5 years on Burner and Glass
Article No.	538.66.769

NEW



### ALTIUS PLUS 490

86 cm Built-in Fully Sealed Gas Hob

Finish	8mm Tempered Glass
Design	4 Burners
Safety	Flame Failure Safety Device
Ignition	Instant Auto (Pulse) Ignition (Battery powered)
Pan Support	Cast Iron
Knobs	Metal Alloy
Burner Material	Full Brass Burners
Burner Design	Direct Flame
Power Supply	Battery 1.5V (DC)
Triple Ring Burner	2 X 4.0kW
Mini Triple Ring Burner	-
Dual Ring Burner	2 X 1.7kW
Product Dimensions: (W X D X H) mm	860 X 520 X 135 mm
Cut-out Dimension: (W X D) mm	825 X 475 mm
Warranty	2 years on product, 5 years on Burner and Glass
Article No.	538.66.758

NEW



### ALTIUS PLUS 390

86 cm, Built-in Fully Sealed Gas Hob

Finish	8mm Tempered Glass
Design	3 Burners
Safety	Flame Failure Safety Device
Ignition	Instant Auto (Pulse) Ignition (Battery powered)
Pan Support	Cast Iron
Knobs	Metal Alloy
Burner Material	Full Brass Burners
Burner Design	Direct Flame
Power Supply	Battery 1.5V (DC)
Triple Ring Burner	2 X 4.0kW
Mini Triple Ring Burner	-
Dual Ring Burner	1 X 1.7kW
Product Dimensions: (W X D X H) mm	860 X 520 X 135 mm
Cut-out Dimension: (W X D) mm	825 X 475 mm
Warranty	2 years on product, 5 years on Burner and Glass
Article No.	538.66.748

**ALTIUS PLUS FULLY SEALED HOBS RANGE**

NEW



**ALTIUS PLUS 378**

78 cm Built-in Fully Sealed Gas Hob

Finish	8mm Tempered Glass
Design	3 Burners
Safety	Flame Failure Safety Device
Ignition	Instant Auto (Pulse) Ignition (Battery powered)
Pan Support	Cast Iron
Knobs	Metal Alloy
Burner Material	Full Brass Burners
Burner Design	Direct Flame
Power Supply	Battery 1.5V (DC)
Triple Ring Burner	1 X 4.0kW
Mini Triple Ring Burner	1 X 2.8kW
Dual Ring Burner	1 X 1.7kW
Product Dimensions: (W X D X H) mm	780 X 450 X 135 mm
Cut-out Dimension: (W X D) mm	685 X 405 mm
Warranty	2 years on product, 5 years on Burner and Glass
<b>Article No.</b>	<b>538.66.737</b>

NEW



**ALTIUS PLUS MATT 490**

86 cm Built-in Fully Sealed Gas Hob

Finish	8mm Tempered Glass (Matt)
Design	4 Burners
Safety	Flame Failure Safety Device
Ignition	Instant Auto (Pulse) Ignition (Battery powered)
Pan Support	Cast Iron
Knobs	Metal Alloy
Burner Material	Full Brass Burners
Burner Design	Direct Flame
Power Supply	Battery 1.5V (DC)
Triple Ring Burner	2 X 4.0kW
Mini Triple Ring Burner	-
Dual Ring Burner	2 X 1.7kW
Product Dimensions: (W X D X H) mm	860 X 520 X 135 mm
Cut-out Dimension: (W X D) mm	825 X 475 mm
Warranty	2 years on product, 5 years on Burner and Glass
<b>Article No.</b>	<b>538.66.759</b>

NEW



**ALTIUS PLUS MATT 390**

86 cm Built-in Fully Sealed Gas Hob

Finish	8mm Tempered Glass (Matt)
Design	3 Burners
Safety	Flame Failure Safety Device
Ignition	Instant Auto (Pulse) Ignition (Battery powered)
Pan Support	Cast Iron
Knobs	Metal Alloy
Burner Material	Full Brass Burners
Burner Design	Direct Flame
Power Supply	Battery 1.5V (DC)
Triple Ring Burner	2 X 4.0kW
Mini Triple Ring Burner	-
Dual Ring Burner	1 X 1.7kW
Product Dimensions: (W X D X H) mm	860 X 520 X 135 mm
Cut-out Dimension: (W X D) mm	825 X 475 mm
Warranty	2 Years on Product, 5 Years on Burner and Glass
<b>Article No.</b>	<b>538.66.749</b>

**ALTIUS FULLY SEALED HOBS RANGE**



**ALTIUS FS 490**

86 cm, Built-in Fully Sealed Gas Hob

Finish	8 mm Black Tempered Glass Panel
Design	4 Burners, Fully Sealed Burner Construction
Safety	Flame Failure Safety Device
Ignition	Electric Auto
Pan Support	Cast Iron Pan Support with Heat Protectors
Knobs	Premium Metal Knobs with Gunmetal Finish
Burner Material	Full Brass Burners
Burner Design	Direct Flame Design
Wok Burner	2 X 4.0 kW
Dual Ring Burner	2 x 1.5 kW
Product Dimensions: (W X D X H)	860 X 520 X 135 mm
Cut-out Dimension: (W X D) mm	825 X 475 mm
Warranty	2 years on product, 5 years on Burner and Glass
<b>Article No.</b>	<b>538.66.238</b>



**ALTIUS FS 480**

78 cm, Built-in Fully Sealed Gas Hob

Finish	8 mm Black Tempered Glass Panel
Design	4 Burners, Fully Sealed Burner Construction
Safety	Flame Failure Safety Device
Ignition	Electric Auto
Pan Support	Cast Iron Pan Support with Heat Protectors
Knobs	Premium Metal Knobs with Gunmetal Finish
Burner Material	Full Brass Burners
Burner Design	Direct Flame Design
Wok Burner	1 X 4.0 kW
Medium Wok Burner	1 x 2.8 kW
Dual Ring Burner	2 x 1.5 kW
Product Dimensions: (W X D X H)	780 X 520 X 135 mm
Cut-out Dimension: (W X D) mm	555 X 475 mm
Warranty	2 years on product, 5 years on Burner and Glass
<b>Article No.</b>	<b>538.66.237</b>



**ALTIUS FS 460**

60 cm, Built-in Fully Sealed Gas Hob

Finish	8 mm Black Tempered Glass Panel
Design	4 Burners, Fully Sealed Burner Construction
Safety	Flame Failure Safety Device
Ignition	Electric Auto
Pan Support	Cast Iron Pan Support with Heat Protectors
Knobs	Premium Metal Knobs with Gunmetal Finish
Burner Material	Full Brass Burners
Burner Design	Direct Flame Design
Wok Burner	1 X 4.0kW
Dual Ring Burner	3 X 1.5 kW
Product Dimensions: (W X D X H)	600 X 520 X 135 mm
Cut-out Dimension: (W X D) mm	555 X 475 mm
Warranty	2 years on product, 5 years on Burner and Glass
<b>Article No.</b>	<b>538.66.231</b>



**ALTIUS FS 390**

86 cm Built-in Fully sealed Gas Hob

Finish	8mm Tempered Matt Beveled glass
Design	3 Burners, Fully Sealed Burner Construction
Safety	Flame Failure Safety Device
Ignition	Electric Auto
Pan Support	Cast Iron Pan Support with Heat Protectors
Knobs	Premium Metal Knobs with Gunmetal Finish
Burner Material	Full Brass Burners
Burner Design	Direct Flame Design
Wok Burner	2 X 4.0 kW
Medium Burner	-
Small Burner	1 X 1.5 kW
Product Dimensions: (W X D X H) mm	860 X 520 X 135 mm
Cut-out Dimension: (W X D) mm	825 X 480 mm
Warranty	2 Years on Product, 5 Years on Burner and Glass
<b>Article No</b>	<b>538.66.628</b>



**ALTIUS FS 378**

78 cm, Built-in Fully Sealed Gas Hob

Finish	8 mm Black Tempered Glass Panel
Design	3 Burners, Fully Sealed Burner Construction
Safety	Flame Failure Safety Device
Ignition	Electric Auto
Pan Support	Cast Iron Pan Support with Heat Protectors
Knobs	Premium Metal Knobs with Gunmetal Finish
Burner Material	Full Brass Burners
Burner Design	Direct Flame Design
Wok Burner	2 X 4.0kW
Medium Wok Burner	-
Dual Ring Burner	1 X 1.5 kW
Product Dimensions: (W X D X H) mm	780 X 450 X 135 mm
Cut-out Dimension: (W X D) mm	685 X 405 mm
Warranty	2 Years on Product, 5 Years on Burner and Glass
<b>Article No.</b>	<b>538.66.227</b>



**ALTIUS FS 360**

60 cm Built-in Fully Sealed Gas Hob

Finish	8mm Tempered Matt Beveled glass
Design	3 Burners, Fully Sealed Burner Construction
Safety	Flame Failure Safety Device
Ignition	Electric Auto
Pan Support	Cast Iron Pan Support with Heat Protectors
Knobs	Premium Metal Knobs with Gunmetal Finish
Burner Material	Full Brass Burners
Burner Design	Direct Flame Design
Wok Burner	1 X 4.0 kW
Medium Burner	1 X 2.8 kW
Small Burner	1 X 1.5 kW
Product Dimensions: (W X D X H) mm	600 X 520 X 135 mm
Cut-out Dimension: (W X D) mm	560 X 480 mm
Warranty	2 Years on Product, 5 Years on Burner and Glass
<b>Article No</b>	<b>538.66.631</b>

**ALTIUS FULLY SEALED DOMINO HOBS RANGE**

**ALTIUS DOMINO FS 230**  
 30 cm Built-In Fully Sealed Domino Gas Hob

Finish	8mm Tempered Matt Beveled Glass
Design	2 Burners, Fully Sealed Burner Construction
Safety	Flame Failure Safety Device
Ignition	Electric Auto
Pan Support	Cast Iron
Knobs	Premium Metal Knobs with Gunmetal Finish
Burner Material	Full Brass Burners
Burner Design	Direct Flame Design
Wok Burner	-
Medium Burner	1 X 2.8 kW
Small Burner	1 X 1.5kW
Product Dimensions: (W X D X H) mm	300 X 520 X 135
Cut-out Dimension: (W X D) mm	265 X 475
Warranty	2 Years on Product, 5 Years on Burner and Glass
<b>Article No.</b>	<b>538.66.610</b>


**ALTIUS DOMINO FS 130**  
 30 cm Built-In Fully Sealed Domino Gas Hob

Finish	8mm Tempered Matt Beveled Glass
Design	1 Burner, Fully Sealed Burner Construction
Safety	Flame Failure Safety Device
Ignition	Electric Auto
Pan Support	Cast Iron
Knobs	Premium Metal Knobs with Gunmetal Finish
Burner Material	Full Brass burner
Burner Design	Direct Flame Design
Wok Burner	1 X 4 kW
Medium Burner	-
Small Burner	-
Product Dimensions: (W X D X H) mm	300 X 520 X 135
Cut-out Dimension: (W X D) mm	265 X 475
Warranty	2 Years on Product, 5 Years on Burner and Glass
<b>Article No.</b>	<b>538.66.600</b>

**VESTA SERIES HOBS**

**VESTA 490**  
 86 cm Built-in Anti-Drip 4 Brass Burner Gas Hob

Finish	8mm Tempered Matt Beveled Glass
Design	4 Burners
Safety	Flame Failure Safety Device
Ignition	Electric Auto
Pan Support	Enamelled Pan Support
Knobs	Premium Skid Proof Metal Knob
Burner Material	Brass Burner
Burner Design	Anti-Drip System with Direct Flame
Wok Burner	2 X 3.6 kW (120 mm Triple Ring Burner)
Medium Burner	-
Small Burner	2 X 1.5 kW (70 mm Dual Ring Burner)
Product Dimensions: (W X D X H)	860 X 520 X 135 mm
Cut-out Dimension: (W X D) mm	825 X 475 mm
Warranty	2 years on product, 5 years on Burner and Glass
<b>Article No</b>	<b>538.66.648</b>


**VESTA 480**  
 78 cm Built-in Anti-Drip 4 Brass Burner Gas Hob

Finish	8mm Tempered Matt Beveled Glass
Design	4 Burners
Safety	Flame Failure Safety Device
Ignition	Electric Auto
Pan Support	Enamelled Pan Support
Knobs	Premium Skid Proof Metal Knob
Burner Material	Brass Burner
Burner Design	Anti-Drip System with Direct Flame
Wok Burner	1 X 3.6 kW (120 mm Triple Ring Burner)
Medium Burner	1 X 2.5 kW (100 mm Mini Triple Ring Burner)
Small Burner	2 X 1.5 kW (70 mm Dual Ring Burner)
Product Dimensions: (W X D X H)	780 X 520 X 135 mm
Cut-out Dimension: (W X D) mm	684 X 475 mm
Warranty	2 years on product, 5 years on Burner and Glass
<b>Article No</b>	<b>538.66.657</b>

**VESTA SERIES HOBS**



**VESTA 460**

60 cm Built-in Anti-Drip 4 Brass Burner Gas Hob

Finish	8mm Tempered Matt Beveled Glass
Design	4 Burners
Safety	Flame Failure Safety Device
Ignition	Electric Auto
Pan Support	Enamelled Pan Support
Knobs	Premium Skid Proof Metal Knob
Burner Material	Brass Burner
Burner Design	Anti-Drip System with Direct Flame
Wok Burner	1 X 3.6 kW (120 mm Triple Ring Burner)
Medium Burner	-
Small Burner	3 X 1.5 kW (70 mm Dual Ring Burner)
Product Dimensions: (W X D X H) mm	600 X 520 X 135 mm
Cut-out Dimension: (W X D) mm	555 X 475 mm
Warranty	2 years on product, 5 years on Burner and Glass
Article No	538.66.658



**VESTA 378**

78 cm Built-in Anti-Drip 3 Brass Burner Gas Hob

Finish	8mm Tempered Matt Beveled glass
Design	4 Burners
Safety	Flame Failure Safety Device
Ignition	Electric Auto
Pan Support	Enamelled Pan Support
Knobs	Premium Skid Proof Metal Knob
Burner Material	Brass Burner
Burner Design	Anti-Drip System with Direct Flame
Wok Burner	2 x 3.6 kW (120 mm Triple Ring Burner)
Medium Burner	-
Small Burner	1 X 1.5 kW (70 mm Dual Ring Burner)
Product Dimensions: (W X D X H) mm	780 X 450 X 135 mm
Cut-out Dimension: (W X D) mm	685 X 405 mm
Warranty	2 years on product, 5 years on Burner and Glass
Article No	538.66.647

**VORTEX BURNER HOBS RANGE**



**VORTEX 000**

100 cm Built-In 4 Vertex Brass Burner Gas Hob

Finish	8 mm Toughened Matt Beveled Glass
Design	4 Burners
Safety	Flame Failure Safety Device
Ignition	Electric Auto
Pan Support	Flat Steel Design
Knobs	Gunmetal Finish Metal Knob
Burner Material	Full Brass Burner
Burner Design	Vertex Flame Design
Wok Burner	1 X 4.3kW
Medium Burner	1 X 3kW
Small Burner	2 X 2kW
Product Dimensions (W X D X H) mm	1000 X 380 X 115 mm
Cut-out Dimension: (W X D) mm	865 X 325 mm
Warranty	2 years on product, 5 years on Burner and Glass
Article No.	538.66.319



**VORTEX 590**

90cm Built-In 5 Vertex Brass Burner Gas Hob

Finish	8 mm Toughened Matt Beveled Glass
Design	5 Burners
Safety	Flame Failure Safety Device
Ignition	Electric Auto
Pan Support	Flat Steel Design
Knobs	Gunmetal Finish Metal Knob
Burner Material	Full Brass Burner
Burner Design	Vertex Flame Design
Wok Burner	1 X 4.3kW
Medium Burner	1 X 3kW
Small Burner	3 X 2kW
Product Dimensions (W X D X H) mm	900 X 520 X 115 mm
Cut-out Dimension: (W X D) mm	825 X 475 mm
Warranty	2 years on product, 5 years on Burner and Glass
Article No.	538.66.328



**VORTEX 378**

78cm Built-In 3 Vertex Brass Burner Gas Hob

Finish	8mm Toughened Matt Beveled Glass
Design	3 Burners
Safety	Flame Failure Safety Device
Ignition	Electric Auto
Pan Support	Flat Steel Design
Knobs	Gunmetal Finish Metal Knob
Burner Material	Full Brass Burner
Burner Design	Vertex Flame Design
Wok Burner	2 X 4.3kW
Medium Burner	-
Small Burner	1 X 2kW
Product Dimensions (W X D X H) mm	780 X 450 X 115mm.
Cut-out Dimension: (W X D) mm	685 X 405 mm
Warranty	2 years on product, 5 years on Burner and Glass
Article No.	538.66.287

**VORTEX BURNER HOBS RANGE**



**VORTEX 490**

90cm Built-In 4 Vertex Brass Burner Gas Hob

Finish	8mm Toughened Matt Beveled Glass
Design	4 Burners
Safety	Flame Failure Safety Device
Ignition	Electric Auto
Pan Support	Flat Steel Design
Knobs	Gunmetal Finish Metal Knob
Burner Material	Full Brass Burner
Burner Design	Vertex Flame Design
Wok Burner	2 X 4.3kW
Medium Burner	-
Small Burner	2 X 2kW
Product Dimensions (W X D X H) mm	900 X 520 X 115 mm
Cut-out Dimension: (W X D) mm	825 X 475 mm
Warranty	2 years on product, 5 years on Burner and Glass
<b>Article No.</b>	<b>538.66.308</b>



**VORTEX 480**

70cm Built-In 4 Vertex Brass Burner Gas Hob

Finish	8mm Toughened Matt Beveled Glass
Design	4 Burners
Safety	Flame Failure Safety Device
Ignition	Electric Auto
Pan Support	Flat Steel Design
Knobs	Gunmetal Finish Metal Knob
Burner Material	Full Brass Burner
Burner Design	Vertex Flame Design
Wok Burner	1 X 4.3kW
Medium Burner	1 X 3kW
Small Burner	2 X 2kW
Product Dimensions (W X D X H) mm	800 X 520 X 115 mm
Cut-out Dimension: (W X D) mm	705 X 475 mm
Warranty	2 years on product, 5 years on Burner and Glass
<b>Article No.</b>	<b>538.66.296</b>



**VORTEX 470**

70cm Built-In 4 Vertex Brass Burner Gas Hob

Finish	8mm Toughened Matt Beveled Glass
Design	4 Burners
Safety	Flame Failure Safety Device
Ignition	Electric Auto
Pan Support	Flat Steel Design
Knobs	Gunmetal Finish Metal Knob
Burner Material	Full Brass Burner
Burner Design	Vertex Flame Design
Wok Burner	1 X 4.3kW
Medium Burner	1 X 3kW
Small Burner	2 X 2kW
Product Dimensions (W X D X H) mm	700 X 520 X 115 mm
Cut-out Dimension: (W X D) mm	670 X 475 mm
Warranty	2 years on product, 5 years on Burner and Glass
<b>Article No.</b>	<b>538.66.275</b>



**VORTEX 460**

60cm Built-In 4 Vertex Brass Burners Gas Hob

Finish	8mm Toughened Matt Beveled Glass
Design	4 Burners
Safety	Flame Failure Safety Device
Ignition	Electric Auto
Pan Support	Flat Steel Design
Knobs	Gunmetal Finish Metal Knob
Burner Material	Full Brass Burner
Burner Design	Vertex Flame Design
Wok Burner	1 x 4.3 kW
Medium Burner	-
Small Burner	3 X 2kW
Product Dimensions (W X D X H) mm	590 X 520 X 115 mm
Cut-out Dimension: (W X D) mm	555 x 475 mm
Warranty	2 years on product, 5 years on Burner and Glass
<b>Article No.</b>	<b>538.66.261</b>



**INDUCTION HOBS**

NEW



**NEW ELENA 60**  
60 cm Induction Hob

Cooking Zones	4 Induction Zones
Worktop Design	Schott Glass
Worktop Control	Full Touch Interface
Power Levels	9 Stages with Booster Function
Keep Warm Function	Yes
Bridge Function	-
Front Right	Ø 14 cm ,1500 W
Back Right	Ø 18 cm 2100 W
Front Left	Ø 18 cm 2100 W
Back Left / Back	Ø 14 cm 1500 W
Residual Heat Indicator	Yes
Electrical Requirement	220/240 V, 50 Hz, 31 A, 7200 W
Product Dimensions (W X H X D) mm	590 X 60 X 520 mm
Cut-out Dimensions (W X D) mm	560 X 490 mm
Warranty	2 years on product
<b>Article No.</b>	<b>538.01.691</b>



**BELLA 30**  
30 cm Domino Induction Hob

Cooking Zones	2 Induction Zones
Worktop Design	Schott Glass
Worktop Control	Full Touch Interface
Power Levels	9 Stages
Keep Warm Function	Yes
Bridge Function	-
Front Right / Front	Ø 14 cm, 1500 W
Back Left / Back	Ø 18 cm, 2000 W
Residual Heat Indicator	Yes
Electrical Requirement	220/240 V, 50 Hz, 24 A, 3500 W
Product Dimensions (W X H X D) mm	288 X 58 X 520 mm
Cut-out Dimensions (W X D) mm	260 X 490 mm
Warranty	2 years on product
<b>Article No.</b>	<b>538.01.491</b>

**BUILT-IN DOMINOS**



**SAUVE 01**  
30 cm Built-In Deep Fryer

Finish	Stainless Steel 304 Grade
Design	INOX
Control	Knob
Ignition	Electric
Comfort	Stainless Steel Lid Cover
Capacity	2.7 L
Indicator	Heating
Outer Product Dimensions (W X H X D)	288 X 510 X 50 mm
Cut-out Dimensions (W X D X H) mm	268 X 485 X 100 mm
Warranty	2 years on product
<b>Article No</b>	<b>536.02.598</b>



**BBQ BI 01**  
30cm Built in Barbecue Grill

Finish	Stainless Steel 304 Grade
Design	INOX
Control	Knob
Ignition	Electric
Comfort	Easy to Clean Enamel Grill
Capacity	-
Cooking	Lava Stone
Indicator	Heating
Outer Product Dimensions (W X H X D)	288 X 510 X 50 mm
Cut-out Dimensions (W X D X H) mm	268 X 485 X 100 mm
Warranty	2 years on product
<b>Article No</b>	<b>536.02.599</b>

HAFELE

• • 3 • •

# VENTILATION APPLIANCES

COOKER HOODS

**WALL MOUNTED FILTER FREE HOODS**



<b>TERESA i-90 PLUS</b> 90 cm Wall Mounted <b>Filter-Free</b> Hood	
Finish	Black Glass
Motor Power	268W
Speed Level	3 Speed Control
Timer Function	Yes
Smoke Panel	Auto Open
Filters	Filter-Free Technology
Lighting	LED
Design	Angled Wall Mounted
Product Dimensions (W X H X D) mm	900 X 440 X (610-1290)
Warranty	2 Years Product, 10 years motor
<b>Article No.</b>	<b>538.82.393</b>

<b>AELLA 90</b> 90 cm Wall Mounted <b>Filter-Free</b> Hood	
Finish	Black Glass
Motor Power	150W
Speed Level	3 Speed Control + Boost
Timer Function	Yes
Smoke Panel	Auto Open
Filters	Filter-Free Technology
Lighting	LED
Design	Angled Wall Mounted
Product Dimensions (W X H X D) mm	900 X 416 X 505 mm
Warranty	2 Years Product, 10 years motor
<b>Article No.</b>	<b>538.81.683</b>

<b>RHINE 90</b> 90 cm Wall Mounted <b>Filter-Free</b> Hood	
Finish	Black Glass
Motor Power	280W
Speed Level	3 Speed Control
Timer Function	-
Smoke Panel	Auto Open
Filters	Filter-Free Technology
Lighting	LED
Design	Angled Wall Mounted
Product Dimensions (W X H X D) mm	900 X 396 X 505 mm
Warranty	2 Years Product, 10 years motor
<b>Article No.</b>	<b>538.81.643</b>



<b>TERESA 90 PLUS</b> 90 cm Wall Mounted <b>Filter-Free</b> Hood	
Finish	Black Glass
Motor Power	258W
Speed Level	3 Speed Control
Timer Function	Yes
Smoke Panel	Auto Open
Filters	Filter-Free Technology
Lighting	LED
Design	Angled Wall Mounted
Filtration System	Triple
Product Dimensions (W X H X D) mm	900 X 555 X 515 mm
Warranty	2 Years Product, 10 years motor
<b>Article No.</b>	<b>533.83.654</b>

<b>IVARAA 90</b> 90 cm Wall Mounted <b>Filter-Free</b> Hood	
Finish	Black Glass
Motor Power	258W
Speed Level	3 Speed Control
Timer Function	Yes
Smoke Panel	Auto Open
Filters	Filter-Free Technology
Lighting	LED
Design	Angled Wall Mounted
Filtration System	Triple
Product Dimensions (W X D) mm	900 X 410 mm
Warranty	2 Years Product, 10 years motor
<b>Article No.</b>	<b>533.83.644</b>

<b>TERESA 60 PLUS</b> 60 cm Wall Mounted <b>Filter-Free</b> Hood	
Finish	Black Glass
Motor Power	258W
Speed Level	3 Speed Control
Timer Function	Yes
Smoke Panel	Auto Open
Filters	Filter-Free Technology
Lighting	LED
Design	Angled Wall Mounted
Filtration System	Triple
Product Dimensions (W X H X D) mm	600 X 555 X 515 mm
Warranty	2 Years Product, 10 years motor
<b>Article No.</b>	<b>533.83.651</b>

**WALL MOUNTED  
FILTER FREE HOODS**



**IVARAA 60**

60 cm Wall Mounted **Filter-Free** Hood

Finish	Black Glass
Motor Power	256W
Speed Level	3 Speed Control
Timer Function	Yes
Smoke Panel	Auto Open
Filters	Filter- Free
Lighting	LED
Design	Angled Wall Mounted
Filtration Rate	96% of Smoke Filtration
Filtration System	Triple
Product Dimensions (W X D) mm	600 X 410 mm
Warranty	2 Years Product, 10 years motor
<b>Article No.</b>	<b>533.83.621</b>

**CERAMIC WALL MOUNTED FILTER FREE HOODS**



**FRIDA 90**

90 cm Wall Mounted Hood

Finish	Ceramic Glass
Motor Power	260W
Speed Level	3 Speed Control
Timer Function	Yes
Smoke Panel	Auto Open
Filters	Anti Drip Technology
Lighting	LED
Design	Angled Wall Mounted
Product Dimensions (W X H X D) mm	570 X 620 X 900 mm
Warranty	2 Years Product, 10 years motor
<b>Article No.</b>	<b>536.88.313</b>



**BISCOTTI 80**

90 cm Wall Mounted Hood

Finish	Ceramic Glass
Motor Power	151W
Speed Level	3 Speed Control
Timer Function	Yes
Smoke Panel	Hydraulic Pane
Filters	Aluminium Mesh Filters
Lighting	LED
Design	Angled Wall Mounted
Product Dimensions (W X H X D) mm	796 X 752-1082 X 394 mm
Warranty	2 Years Product, 10 years motor
<b>Article No.</b>	<b>534.80.045</b>



**BISCOTTI 60**

60 cm Wall Mounted Hood

Finish	Ceramic Glass
Motor Power	151W
Speed Level	3 Speed Control
Timer Function	Yes
Smoke Panel	Hydraulic Pane
Filters	Aluminium Mesh Filters
Lighting	LED
Design	Angled Wall Mounted
Product Dimensions (W X H X D) mm	596 X 752-1082 X 392 mm
Warranty	2 Years Product, 10 years motor
<b>Article No.</b>	<b>534.80.044</b>



**FRIDA 75**

75 cm Wall Mounted Hood

Finish	Ceramic Glass
Motor Power	260W
Speed Level	3 Speed Control
Timer Function	Yes
Smoke Panel	Auto Open
Filters	Anti Drip Technology
Lighting	LED
Design	Angled Wall Mounted
Product Dimensions (W X H X D) mm	570 X 620 X 750 mm
Warranty	2 Years Product, 10 years motor
<b>Article No.</b>	<b>536.88.317</b>



**CERAMICA 90**

90 cm Wall Mounted **Filter-Free** Hood

Finish	Stone Glass
Motor Power	268W
Speed Level	3 Speed Control
Timer Function	Yes
Smoke Panel	Auto Open
Filters	Filter-Free Technology
Lighting	LED
Design	Angled Wall Mounted
Product Dimensions (W X H X D) mm	710 X 490 X 1130 mm
Warranty	2 Years Product, 10 years motor
<b>Article No.</b>	<b>538.81.543</b>



**WALL MOUNTED BLDC HOODS**



**Teresa Neo i-90 BLDC HOOD**  
90 cm Wall Mounted **Filter-Free** Hood

Finish	Black Coated
Motor Power	270W (Turbo Speed)
Speed Level	10 Speed with Turbo Mode
Timer Function	Delay OFF Timer
Special Function	Temperature Sensor ( to Turn ON), Touch and Gesture Control
Filters	Filter-Free Technology
Light	2*1.5W (LED)
Design	Angled Wall Mounted
Suction	1500 m3/hr ±10% *
Cleaning System	Heat Auto Clean with 30 hour Timer
Product Dimensions (W X H X D) mm	900 X 887 X 393 mm
Warranty	2 Years Product, 10 years motor
<b>Article No.</b>	<b>534.84.523</b>

**Teresa Neo i-75 BLDC HOOD**  
75 cm Wall Mounted **Filter-Free** Hood

Finish	Black Coated
Motor Power	270W (Turbo Speed)
Speed Level	10 Speed with Turbo Mode
Timer Function	Delay OFF Timer
Special Function	Temperature Sensor ( to Turn ON), Touch and Gesture Control
Filters	Filter-Free Technology
Light	2*1.5W (LED)
Design	Angled Wall Mounted
Suction	1500 m3/hr ±10% *
Cleaning System	Heat Auto Clean with 30 hour Timer
Product Dimensions (W X H X D) mm	750 X 887 X 393 mm
Warranty	2 Years Product, 10 years motor
<b>Article No.</b>	<b>534.84.522</b>

**Teresa Neo i-60 BLDC HOOD**  
60 cm Wall Mounted **Filter-Free** Hood

Finish	Black Coated
Motor Power	270W (Turbo Speed)
Speed Level	10 Speed with Turbo Mode
Timer Function	Delay OFF Timer
Special Function	Temperature Sensor ( to Turn ON), Touch and Gesture Control
Filters	Filter-Free Technology
Light	2*1.5W (LED)
Design	Angled Wall Mounted
Suction	1500 m3/hr ±10% *
Cleaning System	Heat Auto Clean with 30 hour Timer
Product Dimensions (W X H X D) mm	600 X 887 X 393 mm
Warranty	2 Years Product, 10 years motor
<b>Article No.</b>	<b>534.84.521</b>



**Teresa T-90 BLDC HOOD**  
90 cm Wall Mounted **Filter-Free** Hood

Finish	Black Coated
Motor Power	250W (Turbo Speed)
Speed Level	10 Speed with Turbo Mode
Timer Function	Delay OFF Timer
Special Function	Heat Auto clean 30 hours timer Touch and Gesture Control
Filters	Filter-Free Technology
Light	2*1.5W (LED)
Design	Wall Mounted
Suction	1400 m3/hr ±10% *
Cleaning System	Heat Auto Clean
Product Dimensions (W X H X D) mm	900 X 550 X 505 mm
Warranty	2 Years Product, 10 years motor
<b>Article No.</b>	<b>534.84.503</b>

**Teresa T-75 BLDC HOOD**  
75 cm Wall Mounted **Filter-Free** Hood

Finish	Black Coated
Motor Power	250W (Turbo Speed)
Speed Level	10 Speed with Turbo Mode
Timer Function	Delay OFF Timer
Special Function	Heat Auto clean 30 hours timer Touch and Gesture Control
Filters	Filter-Free Technology
Light	2*1.5W (LED)
Design	Wall Mounted
Suction	1400 m3/hr ±10% *
Cleaning System	Heat Auto Clean
Product Dimensions (W X H X D) mm	750 X 550 X 505 mm
Warranty	2 Years Product, 10 years motor
<b>Article No.</b>	<b>534.84.502</b>

**Teresa T-60 BLDC HOOD**  
60 cm Wall Mounted **Filter-Free** Hood

Finish	Black Coated
Motor Power	250W (Turbo Speed)
Speed Level	10 Speed with Turbo Mode
Timer Function	Delay OFF Timer
Special Function	Heat Auto clean 30 hours timer Touch and Gesture Control
Filters	Filter-Free Technology
Light	1*3W (LED)
Design	Wall Mounted
Suction	1400 m3/hr ±10% *
Cleaning System	Heat Auto Clean
Product Dimensions (W X H X D) mm	600 X 545 X 405 mm
Warranty	2 Years Product, 10 years motor
<b>Article No.</b>	<b>534.84.501</b>

\* Suction measured at inlet side under standard lab conditions. Specifications are subject to change without prior notice. Please refer user manual for specification relevant to your product.

**WALL MOUNTED HOODS**



**VETRA 90**

90 cm Wall Mounted Hood

Finish	Black Glass + Black Steel
Motor Power	260W
Speed Level	3 Speed Control
Timer Function	Yes
Smoke Panel	Perimetric Airflow Technology
Filters	Aluminium Mesh Filters
Lighting	LED
Design	T-shape Wall Mounted
Product Dimensions (W X H X D) mm	450 X 650 X 960 mm
Warranty	2 Years Product, 10 years motor
<b>Article No.</b>	<b>538.81.573</b>



**DATURA NEO 90**

90 cm Wall Mounted **Filter-Free** Hood

Finish	Black Glass
Motor Power	195W
Speed Level	3 Speed Control
Timer Function	Yes
Smoke Panel	Auto Open
Filters	Filter Free Technology
Lighting	LED
Design	T-shape Wall Mounted
Product Dimensions (W X H X D) mm	900 X 440 X 570 mm
Warranty	2 Years Product, 10 years motor
<b>Article No.</b>	<b>533.87.763</b>



**DATURA PLUS 90**

90 cm Wall Mounted Hood

Finish	Black Glass
Motor Power	190W
Speed Level	3 Speed Control
Timer Function	Yes
Smoke Panel	Metal Filters
Filters	Anti Drip
Lighting	LED
Design	T-shape Wall Mounted
Product Dimensions (W X H X D) mm	900 X 500 mm
Warranty	2 Years Product, 10 years motor
<b>Article No.</b>	<b>536.80.263</b>



**ABENS 90**

90 cm Wall Mounted Hood

Finish	Black Glass
Motor Power	240W
Display Control	Electronic Touch with Display
Speed Level	3 Speed Control
Timer Function	Yes
Smoke Panel	3 Aluminium Mesh Filters
Filters	5 Layer Mesh Filter
Lighting	LED
Design	T-shape Wall Mounted
Product Dimensions (W X H X D) mm	900 X 428-760 X 500 mm
Warranty	2 Years Product, 10 years motor
<b>Article No.</b>	<b>539.80.303</b>



**DATURA PLUS 60**

60 cm Wall Mounted Hood

Finish	Black Glass
Motor Power	190W
Display Control	Electronic Touch with Display
Speed Level	3 Speed Control
Timer Function	Yes
Smoke Panel	Metal Filters
Filters	Anti Drip
Lighting	LED
Design	T-shape Wall Mounted
Product Dimensions (W X H X D) mm	600 X 500 mm
Warranty	2 Years Product, 10 years motor
<b>Article No.</b>	<b>536.80.262</b>



**ABENS 60**

60 cm Wall Mounted Hood

Finish	Black Glass
Motor Power	240W
Display Control	Electronic Touch with Display
Speed Level	3 Speed Control
Timer Function	Yes
Smoke Panel	2 Aluminium Mesh Filters
Filters	5 Layer Mesh Filter
Lighting	LED
Design	T-shape Wall Mounted
Product Dimensions (W X H X D) mm	600 X 428-760 X 500 mm
Warranty	2 Years Product, 10 years motor
<b>Article No.</b>	<b>539.80.302</b>

**ISLAND AND CEILING HOODS**



**CELENA 90**  
90 cm Ceiling Hood

Finish	Black Glass
Motor Power	External Motor Remote Control
Display Control	Electronic Touch with Display
Speed Level	4 Speed Control
Timer Function	Yes
Smoke Panel	Perimeteric
Filters	5 Layer Mesh Filter
Lighting	20 Micro LED
Design	Ceiling Hood
Product Dimensions (W X H X D) mm	900 X 115 X 500 mm
Warranty	2 Years Product, 10 years motor
<b>Article No.</b>	<b>534.80.998</b> (Includes Hood body + Motor)




**CALLIDORA 90**  
90 cm Island Hood

Finish	Black Glass
Motor Power	80W, BLDC motor
Speed Level	3 Speeds Touch Control with Gesture Control
Timer Function	Yes
Smoke Panel	Perimeteric Airflow Technology
Filters	Aluminium Mesh Filters
Lighting	LED
Design	Island Hood
Product Dimensions (W X H X D) mm	900 X 552 X 505 mm
Warranty	2 Years Product, 10 years motor
<b>Article No.</b>	<b>533.87.773</b>



**VETRA ISOLA 90**  
90 cm Island Hood

Finish	Black Glass + Black Steel
Motor Power	260W Motor
Speed Level	3 Speed Control
Timer Function	Yes
Smoke Panel	Perimeteric Airflow Technology
Filters	Aluminium Mesh Filters
Lighting	LED
Design	Island Hood
Product Dimensions (W X H X D) mm	900 X 600-1100 X 650 mm
Warranty	2 Years Product, 10 years motor
<b>Article No.</b>	<b>538.81.553</b>



# DISHWASHING APPLIANCES



**BUILT-IN DISHWASHERS**

**SERENE FI 02**  
 Fully Integrated Dishwasher

Capacity (Place Settings)	14
Energy Efficiency (En50242)	A+
Energy Consumption (KWH)	1.06/ cycle
Water Consumption (L.)	10L/ cycle
Cleaning & Drying Efficiency	A
Noise Level	49db
Features	Delay Start - 3/6/9/12hours, Third Layer Cutlery Basket, Half Load, Height Adjustable Upper Basket
7 Programs	Intensive, Normal, Eco, 90 Min Wash, Glass, Rapid, Pre-Soak
Type of Control	Electronic Control
Push Button Functions	On/Off Program, Start/ Pause, Delay, Half Load Program, Half Load, Rinse, Salt, Delay Time, Power, Error Codes
Functions of Indicator	Program, Half Load, Rinse, Salt, Delay Time, Power, Error Codes
Functions of Display	-
Power of Heat Element (230 V)	1800W
Filter Type	E4 Filter System
Filter Material	Plastic + Stainless Steel
Tub Material	AISI304
Spray Arms	Upper & Lower & Top
Water Softener	Yes, Electronic Adjustable
Drying System	Residual Heating Dry
Approvals (TUV, EMC, etc.)	CE/GS/EMC
Connected Load (W)	1760-2100
Voltage / (V)	220-240V AC
Frequency (Hz)	50
Product Dimension (W X D X H) mm	570 X 598 X 815 mm
Warranty	2 years on product
<b>Article No</b>	<b>539.20.560</b>


**SERENE SI 02**  
 Semi-Integrated Dishwasher

Capacity (Place Settings)	14
Energy Efficiency (EN50242)	A+
Energy Consumption (KWH)	1.06/ cycle
Water Consumption (L.)	10L/ cycle
Cleaning & Drying Efficiency	A
Noise Level	49db
Features	Delay Start, Third Layer Cutlery Basket, Half Load, Height Adjustable Upper Basket, Child Lock
7 Programs	Intensive, Normal, Eco, 90 Min Wash, Glass, Rapid, Pre-Soak
Type of Control	Electronic Control
Push Button Functions	On/Off Program, Start/ Pause, Delay, Half Load, Child Lock
Functions of Indicator	Program, Salt, Low Rinse Aid, Child Lock, Half Load, Open Faucet Alarm
Functions of Display	Remaining Time, Error Codes, Delay
Power of Heat Element (230 V)	1800W
Filter Type	E4 Filter System
Filter Material	Plastic + Stainless Steel
Tub Material	AISI304
Spray Arms	Upper & Lower & Top
Water Softener	Yes, Electronic Adjustable
Drying System	Residual Heating Dry
Approvals (TUV, EMC, etc.)	CE/GS/EMC
Connected Load (W)	1760-2100
Voltage / (V)	220-240V AC
Frequency (Hz)	50
Product Dimension (W X D X H) mm	570 X 598 X 815 mm
Warranty	2 years on product
<b>Article No</b>	<b>539.20.540</b>

NEW



### VALERIYA 15 PLACE

Semi-Integrated Built-In Dishwasher

Capacity (place settings)	15
Energy Efficiency (EU)	A+++
Energy Consumption (KWH)	221 (annual*)
Approx Water Consumption (L)	10L/ cycle (2744L annual*)
Drying Efficiency	A
Noise Level	44 dB(A) re 1 pW
Features	15 sets, 44dB, 3 layers of basket, with auto door open function, touch control
9 Programs	Auto, Hygiene 72, ECO, Glass, 90 min, 58 min, Rapid, Soak, Self Cleaning
Type of control	Fully Touch Control
Touch button functions	Power, Auto, Hygiene 72, ECO, Glass, 90 min, 58 min, Rapid, Soak, Self-clean, Turbo speed, Auto open, Dual zone wash, Delay -, delay +, Child lock, Start pause
Functions of Display	Program indicator, Function indicator, Remaining programme time and delay time, Error code, Water Faucet, Wash Zone
Water Pressure	0.04 - 1.0 Mpa
Filter type	Standard
Filter material	PP + 30%T + AISI304
Tub material	AISI430+ AISI304
Spray arms	Upper & Lower & Top
Water softener	Yes
Drying system	Residual heating dry, Auto Door Open
Certifications	CE/GS/EMC/CB
Rated Power (W)	1760-2100
Voltage / (V)	220-240V AC
Frequency (Hz)	50
Product Dimension (W X D X H) mm	598 X 570 X 815 mm
Warranty	2 years on product
<b>Article No</b>	<b>539.20.661</b>

NEW



### ACERO 15 PLACE

Semi-Integrated Built-In Dishwasher

Capacity (place settings)	15
Energy Efficiency (EU)	A+++
Energy Consumption (KWH)	213 (annual*)
Approx Water Consumption (L)	11L/ cycle (2744L annual*)
Drying Efficiency	A
Noise Level	44 dB(A) re 1 pW
Features	15 sets, 44dB, 3 layers of basket, with auto door open function, button control with digital display
8 Programs	ECO, Glass, 90min, Self-cleaning, Soak, Auto, Hygiene, Rapid
Type of control	Button Control
Push button functions	On/Off, Program, Delay, Function, Auto open, Start/ Pause, Half load (Alt), Child lock, Self Cleaning
Functions of Display	Program indicator, Function indicator, Remaining programme time and delay time, Error code, Water Faucet
Water Pressure	0.04 - 1.0 Mpa
Filter type	Standard
Filter material	PP + 30%T + AISI304
Tub material	AISI430+ AISI304
Spray arms	Upper & Lower & Top
Water softener	Yes
Drying system	Residual heating dry, Auto Door Open
Certifications	CE/GS/EMC/CB
Rated Power (W)	1760-2100
Voltage / (V)	220-240V AC
Frequency (Hz)	50
Product Dimension (W X D X H) mm	598 X 570 X 815 mm
Warranty	2 years on product
<b>Article No</b>	<b>539.20.680</b>

\*Based on 280 standard cleaning cycles. Actual water consumption will depend on on how the appliance is used. Specification are subject to change without prior notice. Please refer user manual for related product specification.

**FREE STANDING DISHWASHERS**
**NEW**

**NEW**

**NEW**

**AQUA CHROME 15 PLACE**  
 Free Standing Dishwasher

Capacity (place settings)	15
Energy Efficiency (EU)	A+++
Energy Consumption (KWH)	237 KWH (annual*)
Approx Water Consumption (L)	11L / cycle (3080L /annau*)
Drying Efficiency	A
Noise Level	44 dB(A) re 1 pW
Features	15 Sets, 44db, 3 Layers of Basket with Auto Open Door Function, Button Control With Digital Display
8 Programs	ECO, Glass, 90 min, Self-cleaning, Soak, Auto, Hygiene, Rapid
Type of control	Button Control
Push button functions	On/Off, Program, Delay, Function, Half Load (Alt) Auto Door Open, Start/Pause
Functions of Display	Program Indicator, Function Indicator, Remaining Programme Time and Delay Time, Error Code, Water Faucet
Water Pressure	0.04 - 1.0 Mpa
Filter type	Standard
Filter material	PP + 30%T + AISI304
Tub material	AISI430+ AISI304
Spray arms	Upper & Lower & Top
Water softener	Yes
Drying system	Residual Heating Dry, Auto Door Open
Certifications	CE/GS/EMC/CB
Rated Power (W)	1760-2100
Voltage / (V)	220-240V AC
Frequency (Hz)	50
Product Dimension (W X D X H) mm	598 X 600 X 845 mm
Warranty	2 years on product
<b>Article No</b>	<b>535.29.680</b>

**AQUA NOIR / AQUA CHROME 13**  
 Free Standing Dishwasher

Capacity (place settings)	13
Energy Efficiency (EU)	A+++
Energy Consumption (KWH)	237 KWH (annual*)
Approx Water Consumption (L)	11L / cycle (3080L /annau*)
Drying Efficiency	A
Noise Level	49 dB(A) re 1 pW
Features	13 Sets, 2 Layers of Basket, Plastic Base, Button Control with Digital Display
6 Programs	ECO, Glass, 60 min, Intensive, Universal, Whisper
Type of control	Button Control
Push button functions	On/Off, Program, Delay-, Delay +, Child lock, Half Load Function, Start/Pause
Functions of Display	Remaining Programme Time and Delay Time, Error Code, Water Faucet, Rinse Aid, Salt
Water Pressure	0.04 - 1.0 Mpa
Filter type	Standard
Filter material	PP + 30%T + AISI304
Tub material	AISI430 + PP
Spray arms	Upper & Lower
Water softener	Yes
Drying system	Residual Heating Dry
Certifications	CE/GS/EMC/CB
Rated Power (W)	1760-2100
Voltage / (V)	220-240V AC
Frequency (Hz)	50
Product Dimension (W X D X H) mm	598 X 600 X 845 mm
Warranty	2 years on product
<b>Article No</b>	<b>539.20.670 / 539.20.671</b>

\*Based on 280 standard cleaning cycles. Actual water consumption will depend on how the appliance is used. Specifications are subject to change without prior notice. Please refer user manual for related product specification.

# LAUNDRY CARE

WASHING MACHINES



**AMARA FREESTANDING WASHING MACHINE**
**NEW**

**AMARA 9014W**  
 Freestanding Washing Machine

Washing Capacity (kg)	9 Kg
Energy Efficiency Class	BEE 5 Star
Spin Speed (RPM)	400-600-800-1000-1200-1400
Maximum Spin Speed	1400 RPM
Tri-Secure+	3 Years Comprehensive Warranty, 12 Years Motor Warranty and 12 Years Spare Parts Support
Volume Of Inner Tub (in Litres)	53l.
Number of Programmes on Programmes Knob	16
Display Type	White LED Display
Motor	BLDC Motor
Colour	Pearl White
Super Quick programme	18 Minutes Cycle
Knob Programmes	Mix, SuperQuick, Wool, Shirt, Sportswear, Intensive+Steam, Bedding+Steam, Allergy Care+Steam, Cotton, Prewash, Eco 40-60, 20° C, Delicate, Drum Clean, Spin, Rinse + Spin
Features	Hafele Hexa-Wash Design, Powerful & Robust BLDC Motor, Bespoke Wash Tech, Steam-Shield, Pollen Elimination Technology (P.E.T), Seamless Continuity, Adaptive Balance Spin System, Eco Wash, Hafele Tri-Secure+
FoamSense with Intelligent Foam Detection	Yes
Button Functions	Delay Wash Cycle 3-24hrs, Rinse, Speed, Temperature (20°C-95°C), Add Wash, Child Lock, Sound Off
Safety	Over Heat Control, Over Flow Control, Auto Balance System
Pump with Filter	Yes
Drum material	Stainless Steel
Others	Number of Compartments in Dispenser - 3, Removable Top Cover, Adjustable feet, Rat Mesh
Power Rating (W)	1950W
Water Consumption (l/kg)	8.25 l/kg/Cycle (*As per standard lab testing conditions)
Energy Consumption (kWh/annum)	0.0438 kWh/kg/cycle
Voltage	220-240V/50Hz
Water Pressure	0.05-0.8MPa
Maximum Noise (Washing) (dB)	62dB
Maximum Noise (Spinning) (dB)	75dB
Weight (kg)	Net- 58 kg, Gross - 61 kg
Dimensions (W x D x H) mm	595 X 520 X850 mm
Warranty	3 years on product, 12 years on Motor
<b>Article Number</b>	<b>533.93.720</b>

**AMARA FREESTANDING WASHING MACHINE**

**NEW**



**AMARA 8014W**  
Freestanding Washing Machine

Washing Capacity (kg)	8 Kg
Energy Efficiency Class	BEE 5 Star
Spin Speed (RPM)	400-600-800-1000-1200-1400
Maximum Spin Speed	1400 RPM
Tri-Secure+	3 Years Comprehensive Warranty, 12 Years Motor Warranty and 12 Years Spare Parts Support
Volume Of Inner Tub (in Litres)	49L
Number of Programmes on Programmes Knob	16
Display Type	White LED Display
Motor	BLDC Motor
Colour	Seal Grey
Super Quick Programme	18 minutes cycle
Knob Programmes	Mix, SuperQuick, Wool, Shirt, Sportswear, Intensive+Steam, Bedding+Steam, Allergy Care+Steam, Cotton, Prewash, Eco 40-60, 20° C, Delicate, Drum Clean, Spin, Rinse + Spin
Features	Hafele Hexa-Wash Design, Powerful & Robust BLDC Motor, Bespoke Wash Tech, Steam-Shield, Pollen Elimination Technology (P.E.T), Seamless Continuity, Adaptive Balance Spin System, Eco Wash, Hafele Tri-Secure+
FoamSense with Intelligent Foam Detection	Yes
Button Functions	Delay Wash Cycle 3-24hrs, Rinse, Speed, Temperature (20°C-95°C), Add Wash, Child lock, Sound Off
Safety	Over Heat Control, Over Flow Control, Auto Balance System
Pump with Filter	Yes
Drum Material	Stainless Steel
Others	Number of Compartments in Dispenser - 3, Removable Top Cover, Adjustable Feet, Rat Mesh
Power Rating (W)	1900W
Water Consumption (L/kg)	8.40 L/kg/cycle (*As per standard lab testing conditions)
Energy Consumption (kWh/annum)	0.0435 kWh/kg/cycle
Voltage	220-240V/50Hz
Water Pressure	0.05-0.8MPa
Maximum Noise (Washing) (dB)	62dB
Maximum Noise (Spinning) (dB)	75dB
Weight (kg)	Net- 56 kg, Gross - 59 kg
Dimensions (W x D x H) mm	595 X 495 X 850 mm
Warranty	3 years on product, 12 years on Motor
<b>Article Number</b>	<b>533.93.710</b>

**AMARA FREESTANDING WASHING MACHINE**
**NEW**

**AMARA 7010W**  
 Freestanding Washing Machine

Washing Capacity (kg)	7 Kg
Energy Efficiency Class	BEE 5 Star
Spin Speed (RPM)	400-600-800-1000-1200
Maximum Spin Speed	1200 RPM
Tri-Secure+	3 Years Comprehensive Warranty, 12 Years Motor Warranty and 12 Years Spare Parts Support
Volume of Inner Tub (in Litres)	42L
Number of Programmes on Programme Knob	16
Display Type	White LED Display
Motor	BLDC Motor
Colour	Shadow Grey
Super Quick Programme	15 Minutes Cycle
Knob Programmes	Mix, SuperQuick, Wool, Shirt, Sportswear, Intensive+Steam, Bedding+Steam, Allergy care+Steam, Cotton, Prewash, Eco 40-60, 20° C, Delicate, Drum Clean, Spin, Rinse + Spin
Features	Hafele Hexa-Wash Design, Powerful & Robust BLDC Motor, Bespoke Wash Tech, Steam-Shield, Pollen Elimination Technology (P.E.T), Seamless Continuity, Adaptive Balance Spin System, Eco Wash, Hafele Tri-Secure+
FoamSense with Intelligent Foam Detection	Yes
Button Functions	Delay Wash Cycle 3-24hrs, Rinse, Speed, Temperature (20°C-95°C), Add Wash, Child Lock, Sound Off
Safety	Over Heat Control, Over Flow Control, Auto Balance System
Pump with Filter	Yes
Drum Material	Stainless Steel
Others	Number of Compartments in Dispenser - 3, Removable Top Cover, Adjustable Feet, Rat Mesh
Power Rating (W)	1850W
Water Consumption (L/kg)	8.35L/kg/cycle (*Depends on selected wash program)
Energy Consumption (kWh/annum)	0.0395 kWh/kg/cycle
Voltage	220-240V/50Hz
Water Pressure	0.05-0.8MPa
Maximum Noise (Washing) (dB)	62dB
Maximum Noise (Spinning) (dB)	75dB
Weight(kg)	Net- 53 kg, Gross - 56 kg
Dimensions (W x D x H) mm	595 x 470 x 850 mm
Warranty	3 years on product, 12 years on Motor
Article Number	<b>533.93.700</b>

**Mumbai Design Centre:**

Haji Moosa Patrawala Ind. (SOBO)  
Estate, Near Famous Studio,  
Mahalaxmi (West), Mumbai - 400 011  
Tel.: 022 6264 7100

**Mumbai Design Centre:**

#2 Filix Building, Opp. Asian Paints,  
L.B.S. Marg, Bhandup (West),  
Mumbai - 400 078  
Tel.: 022 2596 9660 / 2596 9787 /  
2594 7305

**Pune Design Centre:**

Showroom No. 2, Ground Floor,  
F P No. 403, A/2, ICC Trade Tower,  
Senapati Bapat Marg,  
Shivaji Nagar, Pune - 411 016  
Tel.: 020 2563 3301  
Fax: 020 2563 3302

**Pune Office:**

Office No. 12, Vastushree Complex,  
Survey No.587,  
Near Hyde Park, Gultekdi,  
Market Yard, Pune - 411 037  
Tel.: 020 2426 6264  
Fax: 020 2426 6274

**Ahmedabad Office:**

Hafele India Pvt. Ltd., Office No. 302,  
3<sup>rd</sup> Floor, Shangrila Arcade, Near  
Shyamal Cross Road, Satellite,  
Ahmedabad - 380 015  
Tel.: +91 79695 55505 / 88662 20505

**New Delhi Office & Design Centre:**

D-89 , 1<sup>st</sup> Floor, Okhla Phase-I,  
New Delhi - 110 020  
Tel.: 011 6657 4999  
Fax: 011 4160 5482

**Chandigarh Office:**

Godrej Eternia, Wing A, 2<sup>nd</sup> Floor,  
WL2, Plot No.70, Industrial Area  
Phase I, Chandigarh - 160 002  
Mob.: +91 85588 44448

**Jaipur Office:**

Airport Plaza, Plot No.15, 1<sup>st</sup> & 2<sup>nd</sup>  
Floor, Tonk Road, Next to Cocoon  
Hospital, Jaipur, Rajasthan - 302 016  
Mob.: +91 98887 77796

**Kolkata Design Centre:**

PS PACE, Premises No. 1/1A,  
Mahendra Roy Lane, Topsia,  
Kolkata - 700 046  
Tel.: 033 4008 6814 / 4008 9268  
Fax: 033 2498 8020

**Kolkata Office:**

Office No. 1001, PS Continental,  
10<sup>th</sup> Floor, 83/2/1 Topsia Road,  
Near Vishwakarma Building,  
South Kolkata - 700 046  
Tel: 033 2285 0104 / 5 / 6

**Bangalore Office & Design Centre:**

Incubex Nestavera Spaces Pvt Ltd,  
No:13, Langford Place, Langford  
Road, Shanti Nagar,  
Bangalore - 560 025  
Tel.: 080 4132 6116  
Fax: 080 4132 6226

**Bangalore****Hafele Appliances Gallery:**

No. 2/1, Shiv Manor, Langford Road,  
Shantinagar, Bangalore - 560 027  
Tel.: 080 4142 6336

**Hyderabad Office & Design Centre:**

SJR Building - # 1-57/89/1 & 1-57/89/2  
Opp Allahabad Bank, Gachibowli,  
Hyderabad - 500 032  
Tel.: 040 2955 7578 / 88

**Chennai Office & Design Centre:**

1<sup>st</sup> Floor No.24, College Road,  
Nungambakkam, Chennai - 600 006  
Tel.: 044 4215 1542  
Fax: 044 2446 0922

**Cochin Office:**

Jomer Symphony, 5<sup>th</sup> Floor, 48/1744  
C 34, Chalikkavattom, North  
Ponnuranni, Vyttila, Cochin - 682010

**Sri Lanka:****Hafele Office and Design Centre:**

52, Nandana Gardens  
(On Duplication Road), Colombo 04.  
Tel: +94 112 500 501  
Fax: +94 112 500 553

**Hafele Design Centre:**

448, Galle Road, Rawathawatta,  
Moratuwa, Sri Lanka.  
Tel.: +94 112 644 600

**Hafele Design Centre:**

752, Peradeniya Rd,  
Kandy, Sri Lanka.  
Tel.: +94 812 223 338

**Bangladesh Corporate Office:**

House 21, 9<sup>th</sup> Floor, A9 Bashati  
Horizon, Road 17, Block B, Banani  
C/A, Dhaka 1213, Bangladesh  
Tel.: +88-01844018432 / 33

**Bangladesh Design Center:**

House - 106, Road - 12,  
Block - E, Banani, Dhaka - 1213  
Tel.: +880 2 - 4881 0380 / 81

**Nepal:**

UHS Holdings Pvt. Ltd.  
Kathmandu-2, Gairidhara Chowk,  
Nepal.  
Mob.: +977 98023 38800

**Bhutan:**

SMART HOMES  
Gr. Floor, Druk Building (Opp Helipad)  
Babesa -Thimpu Expressway, Thimpu  
Tel.: +975 - 2 - 333 419  
Mob.: +975 - 7727 7615 / 1783 9717 /  
7711 4228 / 1760 0663 / 1766 9840



# HÄFELE

**Maximising  
the value of space.  
Together.**

**Mumbai Corporate Office:**

Office No. 3, Building "A", BETA,  
I Think Techno Campus, Off J.V.L.R.,  
Opp. Kanjurmarg East, Mumbai – 400 042.

Tel.: 022 6142 6100 | Fax: 022 6702 0531.

Toll Free Customer Care: 1800 266 6667  
Customer Care WhatsApp: +91 97691 11122  
customer@hafeleindia.com  
info@hafeleindia.com

Follow us on

